

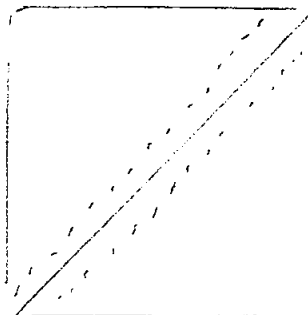
# Opportunity Block March-April

## Half Square Triangle Block



Cut two 3½-inch strips—one in a solid or blender fabric, the other in a spring floral. Then cut each strip into nine 3½-inch squares

Then cut each square into triangles. Using whatever method that you like. I use a corner clipper ruler, cut my triangles and then sew them together or use the square method of sewing a ¼ inch on each side of the center line.



Sew a blender to a floral triangle for a total of 10 squares, you will have one extra square.

Sew 3 blocks together to make a row. Then sew 3 rows together to make the square. Be sure and pay attention to the location of each square. Check pattern for proper placement.

sisusiteshop.com




New Bloom



Lima




Olive Grove



Margarita




Samphire




Kenai River



Light Mist



New Day



Cool Morning

New Bloom Color Pallet Sisu Shop